


THE LONG LANE



***VASECTOMY CLINIC***



Welcome to the  
Long Lane Vasectomy Clinic.

---

We would like to take you  
through a presentation of  
what happens when you  
have a vasectomy at  
Long Lane Surgery

# Vasectomies in general



- They are **irreversible**; once they have been done it is impossible to undo them.
- This is a ***15 minute*** procedure that removes and cauterises the **vas deferens** on both sides – this is the pipe that carries sperm from your testicles to your prostate gland.
- After the operation you will need to wait for **18 weeks** and during this time, do at least **50 ejaculations** before being tested to check there are no sperm.



# Vasectomies in general

---

- When the test comes back all clear – you have only a **1 in 1000** chance of being fertile again (ie it is not quite 100%)
- The procedure itself involves opening the casing (**sheath**) around the vas deferens, which has lots of blood vessels running through it. It is important afterwards that the testicles are supported well with **tight pants** to prevent these blood vessels opening and bleeding into the scrotum

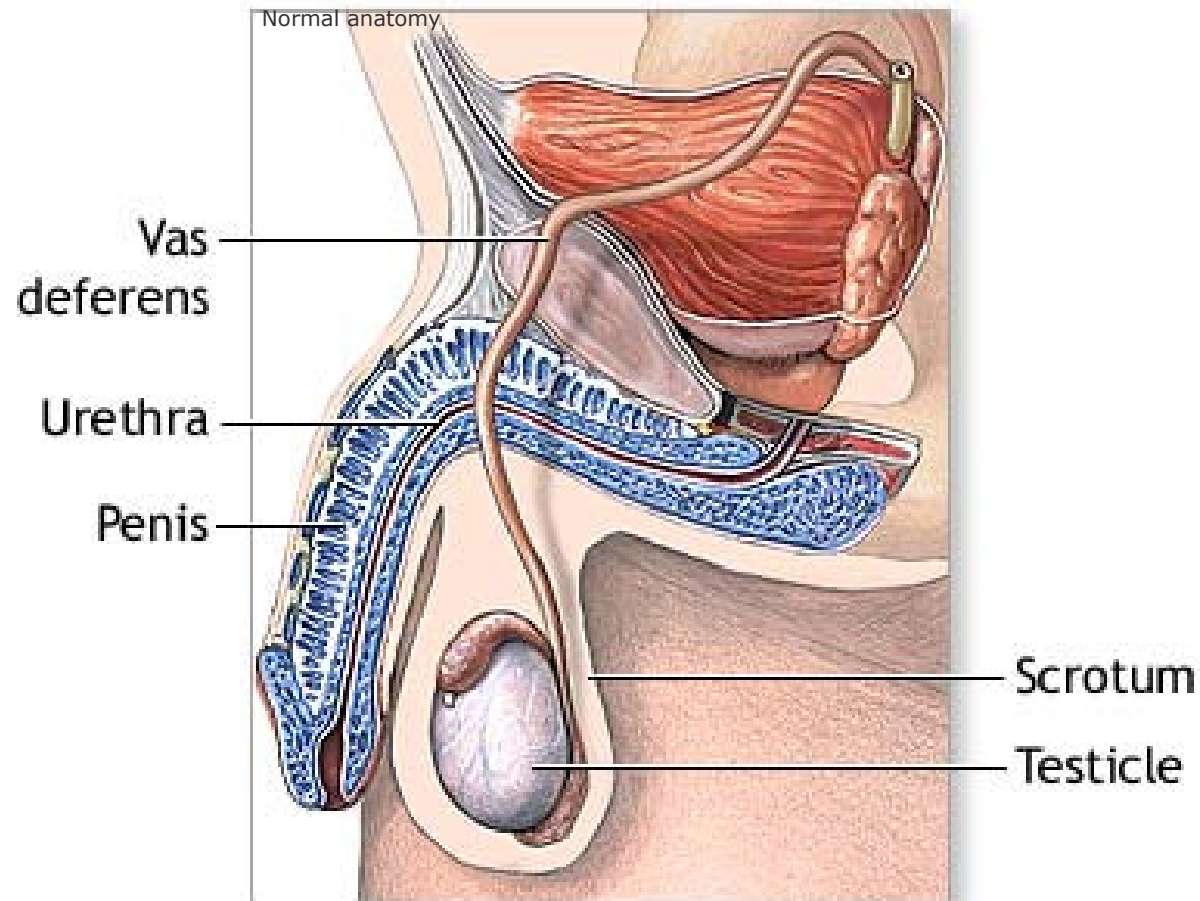


# The Vas Deferens

---

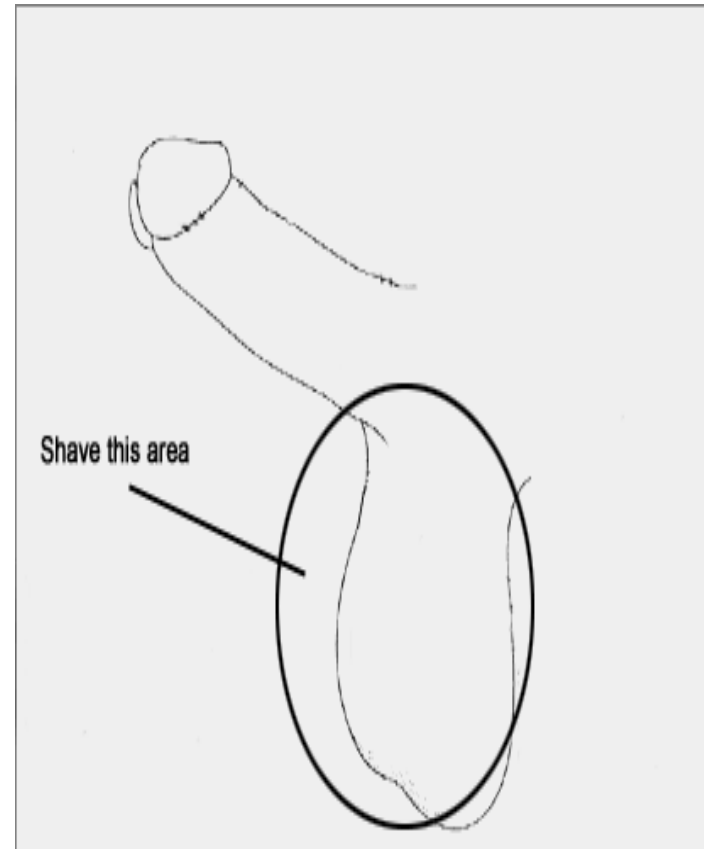
The vas deferens is the tube that carries sperm from your testicles to your prostate gland, ready for ejaculation

# The Anatomy



# Before the Procedure

A few days before the operation You will need to **shave** your penis and the scrotum so that no hairs can get into the wounds.





# Before the Procedure

---

You then need to apply the cream (which we will give you) **90 minutes** before the operation to give the cream time to freeze your skin.

Also take some **paracetamol** or **ibuprofen** at this time if you are able.





## Important

---

You must bring a really **tight** pair of underpants, speedo swimming trunks, or a tight jockstrap to properly support your testicles after the operation



# The Operation

---

The skin is **numbed** with the cream and we will also give you some numbing injections.

We then make a small hole in the skin and loop the vas deferens out of the hole.

# Looping the Vas deferens out



Vas deferens



# The Operation

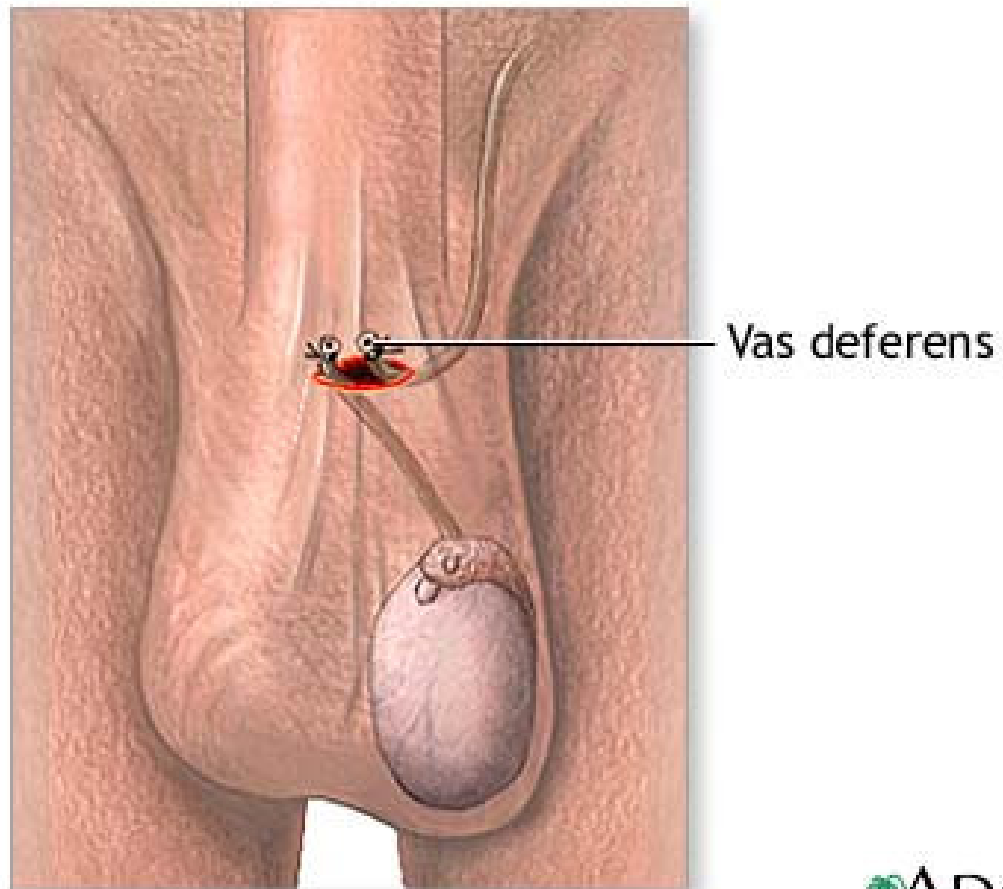
---

We then cut and cauterise the ends of the vas deferens so that the tube is blocked. We try to take at least 1.5 to 2 cm away

The sheath is checked carefully for **bleeding**, before being reinserted into the scrotum.

The skin edges are clipped together for a few minutes.

# The cut vas deferens






# Just after the Operation

---

You will be moved to a side room to rest with a cup of tea for **20-30** minutes.

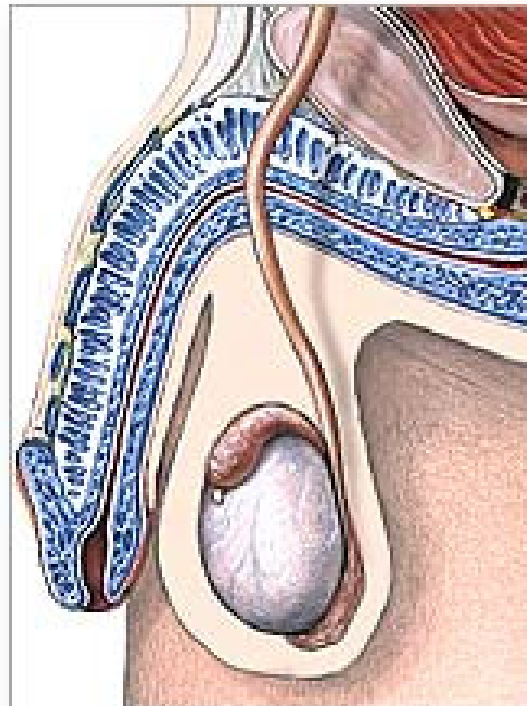
The surgeon will return to check your scrotum carefully before you can go.

The result is that the tube is then blocked, and once the downstream sperm have been cleared away, you will no longer be able to father a child.

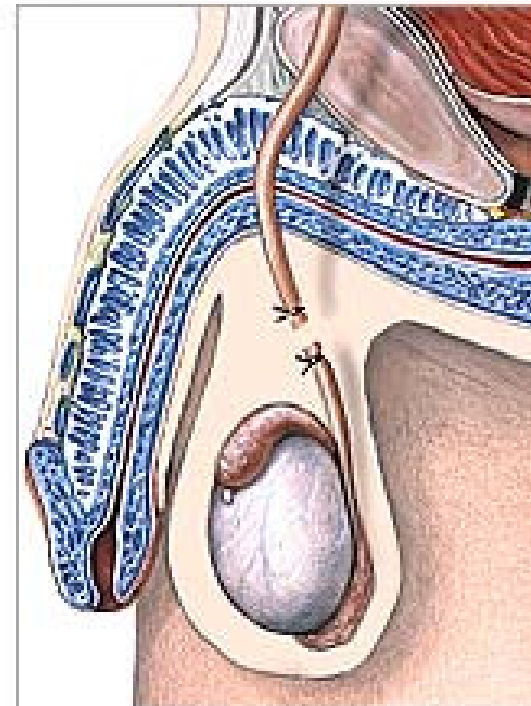


# The Final Anatomy

Before



After





# Testing after the Procedure

---

You will be invited to drop in a semen sample on the **first Monday after 18 weeks** from your operation

You need to bring in a **fresh sample** (ie done that morning) to the surgery (in the pot provided, and with the sample form) **before 11.00 am**





## Just to recap:

---

1. It is irreversible
2. The failure rate is 1/1000 (not quite 100%)
3. You need tight supportive pants
4. Shave a few days before
5. Put the cream on and take paracetamol or ibuprofen (if you can) 1.5 hours before the operation
6. Make sure you have someone to drive you home afterwards



## And finally...

---

Please call the surgery on 0844 477 3722 to book your counselling appointment with Dr Nic Rushman the surgeon who will perform your operation. Please ask the reception team to book you a 10 minute vasectomy counselling.

**Telephone lines open**

**Monday, Tuesday, Thursday & Friday 8.30 – 11.15 14.00 – 16.30**

**Wednesday 8.30 – 11.15**